

Decentralized Formation Tracking of Multi-vehicle Systems with Nonlinear Dynamics

Lei Fang and Panos J. Antsaklis

Abstract—The problem of formation tracking can be stated as multiple vehicles are required to follow spatial trajectories while keeping a desired inter-vehicle formation pattern in time. This paper considers vehicles with nonlinear dynamics and nonholonomic constraints and very general trajectories that can be generated by some reference vehicles. We specify formations using the vectors of relative positions of neighboring vehicles and use consensus-based controllers in the context of decentralized formation tracking control. The key idea is to combine consensus-based controllers with the cascaded approach to tracking control, resulting in a group of linearly coupled dynamical systems. We examine the stability properties of the closed loop system using cascaded systems theory and nonlinear synchronization theory. Simulation results are presented to illustrate the proposed method.

I. INTRODUCTION

Control problem involving mobile vehicles/robots have attracted considerable attention in the control community during the past decade. One of the basic motion tasks assigned to a mobile vehicle may be formulated as following a given trajectory [12], [24]. The trajectory tracking problem was globally solved in [19] by using a time-varying continuous feedback law, and in [3], [11], [15] through the use of dynamic feedback linearization. The backstepping technique for trajectory tracking of nonholonomic systems in chained form was developed in [7], [9]. In the special case when the vehicle model has a *cascaded structure*, the higher dimensional problem can be decomposed into several lower dimensional problems that are easier to solve [16].

An extension to the traditional trajectory tracking problem is that of *coordinated tracking* or *formation tracking* (see Fig. 1). The problem is often formulated as to find a coordinated control scheme for multiple robots that make them maintain some given, possibly time-varying, formation while executing a given task as a group. The possible tasks could range from exploration of unknown environments where an increase in numbers could potentially reduce the exploration time, navigation in hostile environments where multiple robots make the system redundant and thus robust, to coordinated path following; see recent survey papers [2], [20].

In formation control of multi-vehicle systems, different control topologies can be adopted depending on applications. There may exist one or more leaders in the group with other vehicles following one or more leaders in a specified way.

L. Fang and P. J. Antsaklis are with Dept. of Electrical Engineering, Univ. of Notre Dame, Notre Dame, IN 46556. E-mail: {lfang, antsaklis.1}@nd.edu.

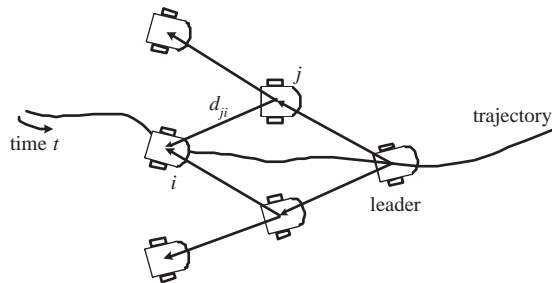


Fig. 1. Six vehicles perform a formation tracking task.

In many scenarios, vehicles have limited communication ability. Since global information is often not available to each vehicle, distributed controllers using only the local information are desirable. One approach to distributed formation control is to represent formations using the vectors of relative positions of neighboring vehicles and the use of consensus-based controllers with input bias [4], [10].

In this paper, we study the formation tracking problem for a group of vehicles/robots using the consensus-based controllers combined with the cascade approach [16]. The idea is to specify a reference path for a given, nonphysical point. Then a multiple vehicle formation, defined with respect to the real vehicles as well as to the nonphysical virtual leader, should be maintained at the same time as the virtual leader tracks its reference trajectory. The vehicles exchange information according to a communication digraph, G . Similar to the tracking controller in [16], the controller for each vehicle can be decomposed to two “sub-controllers,” one for positioning and one for orientation. Different from the traditional single vehicle tracking case, each vehicle uses information from its neighbors in the communication digraph to determine the reference velocities and stay at their designation in the formation. Based on nonlinear synchronization results [26], we prove that consensus-based formation tracking can be achieved as long as the formation graph had a spanning tree and the controller parameters are large enough (They can be lower-bounded by a quantity determined by the formation graph.)

Related work includes [1], [5], [6], [18], [21]. In [1], the vehicle dynamics were assumed to be linear and formation control design was based on algebraic graph theory. In [18], output feedback linearization control was combined with a second-order (linear) consensus controller to coordinate the movement of multiple mobile robots. The problem of

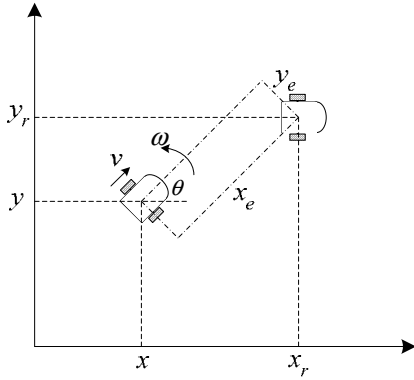


Fig. 2. Mobile robots and the error dynamics.

vehicles moving in a formation along constant or periodic trajectories was formulated as a nonlinear output regulation (servomechanism) problem in [5]. The solutions adopted in [6], [21] for coordinated path following control of multiple marine vessels or wheeled robots built on Lyapunov techniques, where path following and inter-vehicle coordination were decoupled.

The contributions of this work are: 1) The consensus-based formation tracking controller for nonlinear vehicles is novel and its stability properties are examined using cascaded systems theory and nonlinear synchronization theory; 2) Global results allow us to consider a large class of trajectories with arbitrary (rigid) formation patterns and initial conditions.

II. PRELIMINARIES

A. Tracking Control of Mobile Vehicles

A kinematic model of a wheeled mobile robot with two degrees of freedom is given by the following equations

$$\dot{x} = v \cos \theta, \quad \dot{y} = v \sin \theta, \quad \dot{\theta} = \omega, \quad (1)$$

where the forward velocity v and the angular velocity ω are considered as inputs, (x, y) is the center of the rear axis of the vehicle, and θ is the angle between heading direction and x -axis (see Fig. 2).

For time varying reference trajectory tracking, the reference trajectory must be selected to satisfy the nonholonomic constraint. The reference trajectory is hence generated using a virtual reference robot [8] which moves according to the model

$$\dot{x}_r = v_r \cos \theta_r, \quad \dot{y}_r = v_r \sin \theta_r, \quad \dot{\theta}_r = \omega_r, \quad (2)$$

where $[x_r \ y_r \ \theta_r]^T$ is the reference posture obtained from the virtual vehicle. Following [8] we define the error coordinates (cf. Fig. 2)

$$p_e = \begin{bmatrix} x_e \\ y_e \\ \theta_e \end{bmatrix} = \begin{bmatrix} \cos \theta & \sin \theta & 0 \\ -\sin \theta & \cos \theta & 0 \\ 0 & 0 & 1 \end{bmatrix} \begin{bmatrix} x_r - x \\ y_r - y \\ \theta_r - \theta \end{bmatrix}. \quad (3)$$

It can be verified that in these coordinates the error dynamics become

$$\dot{p}_e = \begin{bmatrix} \dot{x}_e \\ \dot{y}_e \\ \dot{\theta}_e \end{bmatrix} = \begin{bmatrix} \omega y_e - v + v_r \cos \theta_e \\ -\omega x_e + v_r \sin \theta_e \\ = \omega_r - \omega \end{bmatrix}. \quad (4)$$

The aim of (single robot) trajectory tracking is to find appropriate velocity control laws v and ω of the form

$$\begin{aligned} v &= v(t, x_e, y_e, \theta_e) \\ \omega &= \omega(t, x_e, y_e, \theta_e) \end{aligned} \quad (5)$$

such that the closed-loop trajectories of (4) & (5) are stable in some sense (e.g., uniform globally asymptotically stable).

As discussed in Sect. I, there are numerous solutions to this problem in the continuous time domain. Here, we revisit the cascaded approach proposed in [16]. Let us first introduce the notion of globally K -exponential stability.

Definition 1: A continuous function $\alpha : [0, a) \rightarrow [0, \infty)$ is said to belong to class K if it is strictly increasing and $\alpha(0) = 0$.

Definition 2: A continuous function $\beta : [0, a) \times [0, \infty) \rightarrow [0, \infty)$ is said to belong to class KL if for each fixed s the mapping $\beta(r, s)$ belongs to class K with respect to r , and for each fixed r the mapping $\beta(r, s)$ is decreasing with respect to s and $\beta(r, s) \rightarrow 0$ as $s \rightarrow \infty$.

Definition 3: Consider the system

$$\dot{x} = g(t, x), \quad g(t, 0) = 0 \quad \forall t \geq 0 \quad (6)$$

where $g(t, x)$ is piecewise continuous in t and locally Lipschitz in x .

We call the system (6) *globally K -exponentially stable* if there exist $\xi > 0$ and a class K function $k(\cdot)$ such that

$$\|x(t)\| \leq k(\|x(t_0)\|) e^{-\xi(t-t_0)}.$$

Theorem 1 ([16]): Consider the system (4) in closed-loop with the controller

$$\begin{aligned} v &= v_r + c_2 x_e, \\ \omega &= \omega_r + c_1 \theta_e, \end{aligned} \quad (7)$$

where $c_1 > 0$ $c_2 > 0$. If $\omega_r(t)$, $\dot{\omega}_r(t)$, and $v_r(t)$ are bounded and there exist δ and k such that

$$\int_t^{t+\delta} \omega_r(\tau)^2 d\tau \geq k, \quad \forall t \geq t_0 \quad (8)$$

then the closed-loop system (4) & (7), written compactly as

$$\dot{p}_e = h(x_e, y_e, \theta_e)|_{v_r, \omega_r} = h(p_e)|_{v_r, \omega_r} \quad (9)$$

is globally K -exponentially stable. \square

In the above, the subscriptions for $h(\cdot)|_{v_r, \omega_r}$ mean that the error dynamics are defined relative to reference velocities v_r and ω_r . The tracking condition (8) implies that the reference trajectories should not converge to a point (or straight line). This also relates to the well-known persistence-of-excitation condition in adaptive control theory.

Note that control laws in (7) are linear with respect to x_e and θ_e . This is critical in designing consensus-based controller for multiple vehicle formation tracking as we shall see below.

B. Formation Graphs

We consider formations that can be represented by acyclic directed graphs. In these graphs, the agents involved are identified by vertices, and the leader-following relationships by (directed) edges. The orientation of each edge distinguishes the leader from the follower. Follower controllers implement static state feedback-control laws that depend on the state of the particular follower and the states of its leaders.

Definition 4 ([23]): A formation control graph $G = (V, E, D)$ is a directed acyclic graph consisting of the following.

- A finite set $V = \{v_1, \dots, v_N\}$ of N vertices and a map assigning to each vertex a control system $\dot{x}_i = f_i(t, x_i, u_i)$ where $x_i \in \mathbb{R}^n$ and $u_i \in \mathbb{R}^m$.
- An edge set encoding leader-follower relationships between agents. The ordered pair $(v_i, v_j) \triangleq e_{ij}$ belongs to E if u_j depends on the state of agent i , x_i .
- A collection $D = \{d_{ij}\}$ of edge specifications, defining control objectives (setpoints) for each j : $(v_i, v_j) \in E$ for some $v_i \in V$.

For agent j , the tails of all incoming edges to vertex represent leaders of j , and their set is denoted by $L_j \subset V$. Formation leaders (vertices of in-degree zero) regulate their behavior so that the formation may achieve some group objectives, such as navigation in obstacle environments or tracking reference paths.

Given a specification d_{kj} on edge $(v_k, v_j) \in E$, a setpoint for agent j can be expressed as $x_j^r = x_k - d_{kj}$. For agents with multiple leaders, the specification redundancy can be resolved by projecting the incoming edges specifications into orthogonal components

$$x_j^r = \sum_{k \in L_j} S_{kj}(x_k - d_{kj}) \quad (10)$$

where S_{kj} are projection matrices with $\sum_k \text{rank}(S_{kj}) = n$. Then the error for the closed-loop system of vehicle j is defined to be the deviation from the prescribed setpoint $\tilde{x}_j \triangleq x_j^r - x_j$, and the formation error vector is constructed by stacking the errors of all followers

$$\tilde{x} \triangleq [\dots \tilde{x} \dots]^T, \quad v_j \in V \setminus L_F.$$

C. Synchronization in networks of nonlinear dynamical systems

Definition 5: Given a matrix $V \in \mathbb{R}^{n \times n}$, a function $f(y, t) : \mathbb{R}^{n+1} \rightarrow \mathbb{R}^n$ is V -uniformly decreasing if $(y - z)^T V(f(y, t) - f(z, t)) \leq -\mu \|y - z\|^2$ for some $\mu > 0$ and all $y, z \in \mathbb{R}^n$ and $t \in \mathbb{R}$.

Note that a differentiable function $f(y, t)$ is V -uniformly decreasing if and only if $V(\partial f(y)/\partial y) + \delta I$ for some $\delta > 0$ and all y, t . Consider the following synchronization result for the coupled network of identical dynamical systems with state equations:

$$\dot{x} = (f(x_1, t), \dots, f(x_n, t))^T + (C(t) \otimes D(t))x + u(t), \quad (11)$$

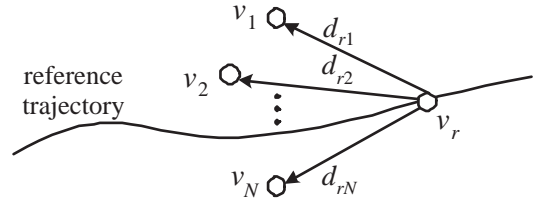


Fig. 3. Formation tracking using baseline FTC. The reference vehicle sends to vehicle i the formation specification d_{ri} as well as the reference velocities v_r and ω_r .

where $x = (x_1, \dots, x_N)^T$, $u = (u_1, \dots, u_N)^T$ and $C(t)$ is a zero sums matrix for each t . $C \otimes D$ is the Kronecker product of matrices C and D .

Theorem 2 ([26]): Let $Y(t)$ be an n by n time-varying matrix and V be an n by n symmetric positive definite matrix such that $f(x, t) + Y(t)x$ is V -uniformly decreasing. Then the network of coupled dynamical systems in (11) synchronizes in the sense that $\|x_i - x_j\| \rightarrow 0$ as $t \rightarrow \infty$ for all i, j if the following two conditions are satisfied:

- $\lim_{t \rightarrow \infty} \|u_i - u_j\| = 0$ for all i, j .
- There exists an N by N symmetric irreducible zero row sums matrix U with nonpositive off-diagonal elements such that

$$(U \otimes V)(C(t) \otimes D(t) - I \otimes Y(t)) \leq 0 \quad (12)$$

for all t .

III. BASIC FORMATION TRACKING CONTROLLER

The control objective is to solve a formation tracking problem for N vehicles. This implies that each vehicle must converge to and stay at their designation in the formation while the formation as a whole follows a virtual vehicle.

Equipped with the results presented in the previous section, we first construct a basic formation tracking controller (FTC) from (7). Let $d_{ri} = [d_{x_{ri}} \ d_{y_{ri}}]^T$ denote the formation specification on edge (v_r, v_i) . In virtue of linear structures of (7), we propose:

Basic FTC for vehicle i :

$$\begin{cases} \dot{v}_i &= v_r + c_2 x_{e_i}, \\ \dot{\omega}_i &= \omega_r + c_1 \theta_{e_i}, \end{cases} \quad (13)$$

where $c_1 > 0$, $c_2 > 0$ and

$$\begin{aligned} p_{e_i} &= [x_{e_i} \ y_{e_i} \ \theta_{e_i}]^T \\ &= \begin{bmatrix} \cos \theta_i & \sin \theta_i & 0 \\ -\sin \theta_i & \cos \theta_i & 0 \\ 0 & 0 & 1 \end{bmatrix} \begin{bmatrix} x_r - x_i - d_{x_{ri}} \\ y_r - y_i - d_{y_{ri}} \\ \theta_r - \theta_i \end{bmatrix} \end{aligned} \quad (14)$$

Remark 1: It is not required to have constraints for every pair of vehicles. We need only a sufficient number of constraints which uniquely determine the formation.

Theorem 3: The basic FTC (13) and (14) solves the formation tracking problem.

Proof: By Theorem 1, every vehicle i follows the virtual (or leader) vehicle (thus the desired trajectory) with a formation constraint d_{ri} on edge (v_r, v_i) . Thus all vehicles tracks the

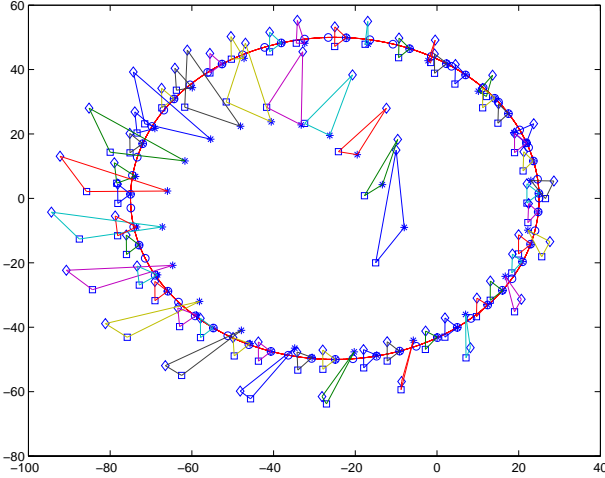


Fig. 4. Circular motion of three vehicles with a triangle formation. Initial vehicle postures are: $[-8 -9 3\pi/5]^T$ for vehicle 1 (denoted as *); $[-15 -20 \pi/2]^T$ for vehicle 2 (□); $[-10 -15 \pi/3]^T$ for vehicle 3 (◇).

reference trajectory while staying in formation, which is specified by formation constraints d_{r_i} 's as shown in Fig. 3. □

Corollary 1: Suppose only vehicle 1 follows the virtual vehicle. The composite system with inputs v_r and ω_r and states $\tilde{x}_1 = [x_{e_1} \ y_{e_1} \ \theta_{e_1}]^T$ is globally K -exponentially stable and therefore formation input-to-state stable (see the definition in [22]).

Example 1 (Basic FTC): Assume that we have a system consisting of three vehicles, which are required to move in some predefined formation pattern. First, as in [5], we will consider the case of moving in a triangle formation along a circle. That is, the virtual (or reference) vehicle dynamics are given by: $x_r = v_r \cos(\omega_r t) + x_{r0}$, $y_r = v_r \sin(\omega_r t) + y_{r0}$, where v_r is the reference forward velocity, ω_r the reference angular velocity, and $[x_{r0} \ y_{r0}]^T$ the initial offsets.

Assume that the parameters $v_r = 10$, $\omega_r = 0.2$, $[x_{r0} \ y_{r0}]^T = [-25 \ 0]^T$. In our simulations we used an isosceles right triangle with sides equal to $3\sqrt{2}$, $3\sqrt{2}$, and 6. Also, fix the position of the virtual leader at the vertex with the right angle. Then, from the above constraints the required (fixed) formation specifications for the vehicles are given by

$$d_{r1} = \begin{bmatrix} 0 \\ 0 \end{bmatrix}, \quad d_{r2} = \begin{bmatrix} 3 \\ 3 \end{bmatrix}, \quad d_{r3} = \begin{bmatrix} 3 \\ -3 \end{bmatrix}.$$

For FTC we chose the parameters as $c_1 = 0.3$ and $c_2 = 0.5$. Fig. 4 shows the trajectories of the system for about 100 seconds. Initially the vehicles are not in the required formation; however, they form the formation quite fast (K -exponentially fast) while following the reference trajectory (solid line in the figure). Fig. 4 shows the control signals v and ω for each vehicle. □

IV. CONSENSUS-BASED FORMATION TRACKING CONTROLLER

The basic FTC has the advantage that it is simple and leads to globally stabilizing controllers. A disadvantage, however,

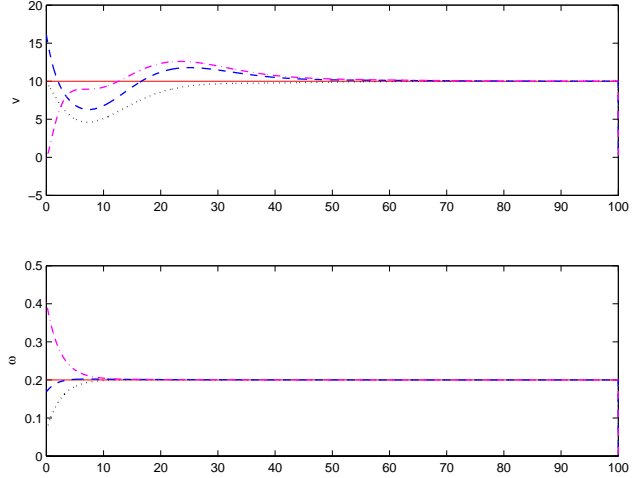


Fig. 5. Control signals v and ω for Virtual vehicle: solid line; Vehicle 1: dotted line; Vehicle 2: dashed line; and Vehicle 3: dot-dash line.

is that it requires every vehicle to get access to the reference velocities v_r and ω_r . This further implies that the reference vehicle needs to establish direct communication links with all other vehicles in the group, which may not be practical in some applications.

In a more general setting, we assume that only a subset of vehicles (leaders) have direct access to the reference velocities. Other vehicles (followers) use their neighboring leaders' information to accomplish the formation tracking task. In this case, formation tracking controllers operate in a decentralized fashion since only neighboring leaders' information has been used.

Consensus-based FTC for vehicle i

$$\begin{cases} \dot{v}_i &= v_r + c_2 x_{e_i} + \sum_{j \in L_i} a_{ij} (x_{e_i} - x_{e_j}), \\ \dot{\omega}_i &= \omega_r + c_1 \theta_{e_i} + \sum_{j \in L_i} a_{ij} (\theta_{e_i} - \theta_{e_j}), \\ \dot{v}_{r_i} &= \sum_{j \in L_i} a_{ij} (v_{r_j} - v_{r_i}), \\ \dot{\omega}_{r_i} &= \sum_{j \in L_i} a_{ij} (\omega_{r_j} - \omega_{r_i}) \end{cases} \quad (15)$$

where

$$p_{e_i} = \begin{bmatrix} x_{e_i} \\ y_{e_i} \\ \theta_{e_i} \end{bmatrix} = \begin{bmatrix} \cos \theta_i & \sin \theta_i & 0 \\ -\sin \theta_i & \cos \theta_i & 0 \\ 0 & 0 & 1 \end{bmatrix} \begin{bmatrix} x_i^r - x_i \\ y_i^r - y_i \\ \theta_i^r - \theta_i \end{bmatrix}.$$

and a_{ij} represents relative confidence of agent i in the information state of agent j .

Remark 2: As one can see from (15), the communication between vehicles is local and distributed, in the sense that each vehicle receives the posture and velocity information only from its neighboring leaders.

We have the following theorem regarding the stability of the consensus-based FTC.

Theorem 4: The consensus-based FTC (15) solves the formation tracking problem if the formation graph G has a spanning tree and the controller parameters $c_1, c_2 > 0$ are large enough. Lower bounds for c_1 and c_2 are related to the Laplacian matrix for G .

Proof: Let L_G be the Laplacian matrix induced by the formation graph G and it is defined by

$$(L_G)_{ij} = \begin{cases} \sum_{k=1, k \neq i}^N a_{ik}, & j = i \\ -a_{ij}, & j \neq i \end{cases}$$

We will write $P_e = [p_{e_1}, \dots, p_{e_N}]^T \in \mathbb{R}^{3N}$, $[V_r \ \Omega_r]^T = [v_{r_1}, \dots, v_{r_N}, \omega_{r_1}, \dots, \omega_{r_N}]^T \in \mathbb{R}^{2N}$. The closed loop system (15)-(4) for all vehicles can be expressed in a compact form as

$$\dot{P}_e = \begin{bmatrix} h(p_{e_1})|_{v_{r_1}, \omega_{r_1}} \\ \vdots \\ h(p_{e_N})|_{v_{r_N}, \omega_{r_N}} \end{bmatrix} + (-L_G \otimes D)P_e, \quad (16)$$

$$\begin{bmatrix} \dot{V}_r \\ \dot{\Omega}_r \end{bmatrix} = (-L_G \otimes I_2) \begin{bmatrix} V_r \\ \Omega_r \end{bmatrix}. \quad (17)$$

where

$$D = \begin{bmatrix} -1 & 0 & 0 \\ 0 & 0 & 0 \\ 0 & 0 & -1 \end{bmatrix} \quad (18)$$

describes the specific coupling between two vehicles.

It can be seen that (17) is in the form of linear consensus algorithms. Since the formation graph is acyclic and has a rooted spanning tree (with the root corresponding to the virtual vehicle), the reference velocities (coordination variables) $v_{r_i}(t)$ and $\omega_{r_i}(t)$ for any vehicle i in the group will approach to $v_r(t)$ and $\omega_r(t)$, respectively [14], [17]. (It is important for the formation graph to be acyclic such that each vehicle can follow arbitrary root reference velocities. For general graphs with loops, the consensus algorithms have band-limited properties [13].)

We thus re-write (16) as

$$\dot{P}_e = \begin{bmatrix} h(p_{e_1})|_{v_r, \omega_r} \\ \vdots \\ h(p_{e_N})|_{v_r, \omega_r} \end{bmatrix} + (-L_G \otimes D)P_e + \begin{bmatrix} \phi_1(t) \\ \vdots \\ \phi_N(t) \end{bmatrix} \quad (19)$$

and $\phi_i(t) \rightarrow 0$ as $t \rightarrow \infty$. The functions ϕ_i can be considered as residual errors that occurred when replacing v_{r_i} and ω_{r_i} in (16) with v_r and ω_r , respectively.

Now (19) is in the same form of (12). We further set $Y = \alpha D$ so that $h(p_e) + \alpha D p_e$ is V -uniformly decreasing (see Lemma 11 in [25]) provided that $c_1 - \alpha > 0$ and $c_2 - \alpha > 0$. Theorem 2 says that (19) synchronizes if there exists a symmetric zero row sums matrix U with nonpositive off-diagonal elements such that $(U \otimes V)(-L_G \otimes D - I \otimes Y) \leq 0$. Since $VD \leq 0$ and $Y = \alpha D$, this is equivalent to

$$U(-L_G - \alpha I) \geq 0. \quad (20)$$

Let $\mu(-L_G)$ be the supremum of all real numbers such that $U(-L_G - \alpha I) \geq 0$. It was shown in [27] that $\mu(-L_G)$ exists for constant row sums matrices and can be computed by a sequence of semidefinite programming problems. Choose c_1 and c_2 to be large enough such that

$$\min\{c_1, c_2\} > \mu(-L_G) \quad (21)$$

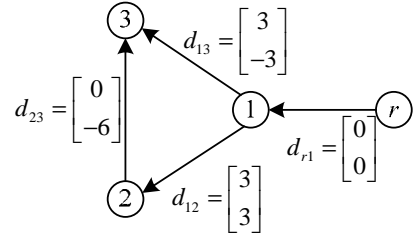


Fig. 6. A formation graph with formation specifications on edges

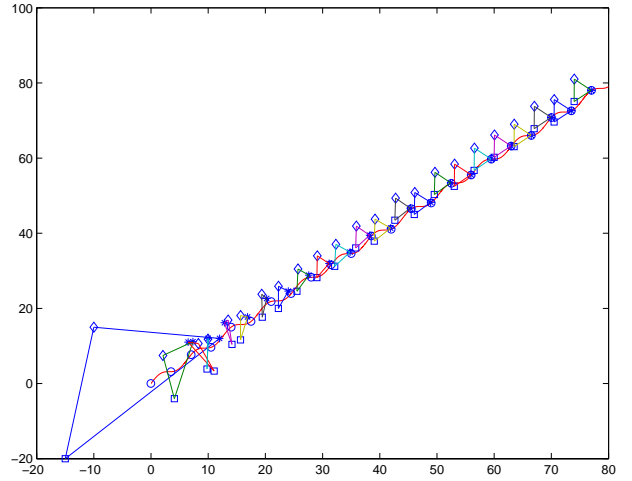


Fig. 7. Tracking a sinusoidal trajectory in a triangle formation. Initial vehicle postures are: $[12 \ 12 \ 0]^T$ for vehicle 1 (denoted as *); $[-15 \ -20 \ \pi/4]^T$ for vehicle 2 (\square); $[-10 \ 15 \ -\pi/4]^T$ for vehicle 3 (\diamond).

and the proof is complete.

In particular, an upper bound for $\mu(-L_G)$ is given by $\mu_2(-L_G) = \min \text{Re}(\lambda)$ where $\text{Re}(\lambda)$ is the real part of λ , the eigenvalues of $-L_G$ that do not correspond to the eigenvector e . It suffices to make $\min\{c_1, c_2\} > \mu_2(-L_G)$. \square

Example 2: In this example, we chose virtual vehicle dynamics of a sinusoidal form: $(x_r(t), y_r(t)) = (t, \sin(t))$. The acyclic formation graph with formation specifications is shown in Fig. 6.

The (unweighted) Laplacian matrix corresponds to Fig. 6 is given by:

$$L_G = \begin{bmatrix} 1 & -1 & 0 & 0 \\ 0 & 2 & -1 & -1 \\ 0 & 0 & 1 & -1 \\ 0 & 0 & 0 & 0 \end{bmatrix}. \quad (22)$$

Since $\mu_2(-L_G) = -2$ we used consensus-based FTC (15) with positive c_1, c_2 , say $c_1 = 0.3$ and $c_2 = 0.5$. As shown in Fig. 7, successful formation tracking with a desired triangle formation is achieved. Vehicle control signals v_i 's and ω_i 's are shown in Fig. 8. \square

V. CONCLUSIONS AND FUTURE WORK

This paper addressed the formation tracking problem for multiple mobile vehicles with nonholonomic constraints.

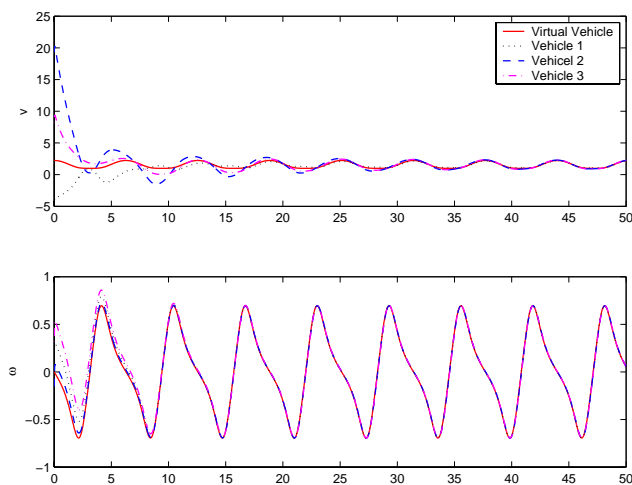


Fig. 8. Vehicle control signals v_i 's and ω_i 's.

We developed a basic formation tracking controller (FTC) as well as a consensus-based one using only neighboring leaders information. The stability properties of the multiple vehicle system in closed loop with these FTCs were studied using cascaded systems theory and nonlinear synchronization theory. In particular, we established connections between stability of consensus-based FTC and Laplacian matrices for formation graphs. Our simple formation tracking strategy holds great potential to be extended to the case of air and marine vehicles.

We did not discuss collision avoidance and formation error propagation problems. Our FTC does not guarantee avoidance of collisions and there is a need to take care of them in the future work. Furthermore, Corollary 1 showed that two vehicles with a cascaded interconnection is formation ISS. Its invariance properties under cascading could be explored to quantify the formation errors when individual vehicle's tracking errors are bounded.

REFERENCES

- [1] G. Lafferriere, A. Williams, John S. Caughman, and J. J. P. Veerman, "Decentralized control of vehicle formations" *Systems & Control Letters*, vol. 54, no. 9, pp. 899-910, 2005.
- [2] Y. Chen and Z. Wang, "Formation control: A review and a new consideration," in *2005 IEEE/RSJ Int. Conf. Intellig. Robots and Syst.*, pp. 3181-3186, Edmonton, Alberta, Canada, 2005.
- [3] B. d'Andre-Novel, G. Bastin, and G. Campion, "Control of nonholonomic wheeled mobile robots by state feedback linearization," *Int. J. Robot. Res.*, vol. 14, no. 6, pp. 543-559, 1995.
- [4] J. A. Fax and R. M. Murray, "Information flow and cooperative control of vehicle formations," *IEEE Trans. Automat. Contr.*, vol. 49, no. 9, pp. 1465-1476, 2004.
- [5] V. Gazi, "Formation control of mobile robots using decentralized nonlinear servomechanism," in *Proc. 12th Mediterranean Conf. Contr. and Automat.*, Kusadasi, Turkey, 2004.
- [6] R. Ghabcheloo, A. Pascoal, C. Silvestre, and I. Kaminer, "Coordinated path following control of multiple wheeled robots with directed communication links," in *Proc. IEEE CDC-ECC'05*, Seville, Spain, 2005, pp. 7084-7089.

- [7] Z.-P. Jiang and H. Nijmeijer, "A recursive technique for tracking control of nonholonomic systems in chained form," *IEEE Trans. Automat. Contr.*, vol. 44, pp. 265-279, 1999.
- [8] Y. Kanayama, Y. Kimura, F. Miyazaki, and T. Noguchi, "A stable tracking control method for an autonomous mobile robot," in *Proc. IEEE Int. Conf. Robotics & Automat.*, Cincinnati, OH, 1990, pp. 384-389.
- [9] T.-C. Lee, K.-T. Song, C.-H. Lee, and C.-C. Teng, "Tracking control of unicycle-modeled mobile robots using a saturation feedback controller," *IEEE Trans. Contr. Syst. Technol.*, vol. 9, pp. 305-318, 2001.
- [10] Z. Lin, B. Francis, and M. Maggiore, "Necessary and sufficient graphical conditions for formation control of unicycles," *IEEE Trans. Automat. Contr.*, vol. 50, no. 1, pp. 121-127, 2005.
- [11] A. De Luca and M. D. Di Benedetto, "Control of nonholonomic systems via dynamic compensation," *Kybernetika*, vol. 29, no. 6, pp. 593-608, 1993.
- [12] A. De Luca, G. Oriolo, and C. Samson, "Feedback control of a nonholonomic car-like robot," in *Robot Motion Planning and Control*, J.-P. Laumond, Ed. London, U.K.: Springer-Verlag, 1998, vol. 229, Lecture Notes in Computer and Information Sciences, pp. 171-253.
- [13] R. Olfati-Saber and J. S. Shamma, "Consensus filters for sensor networks and distributed sensor fusion," in *Proc. 44th IEEE CDC-ECC Seville*, Spain, 2005, pp. 6698-6703.
- [14] R. Olfati-Saber, J. A. Fax, and R. M. Murray, "Consensus and cooperation in multi-agent networked systems," *Proc. of the IEEE*, Feb. 2006 (under review).
- [15] G. Oriolo, A. De Luca, and M. Vendittelli, "WMR control via dynamic feedback linearization: Design, implementation, and experimental validation," *IEEE Trans. Contr. Syst. Technol.*, vol. 10, no. 6, pp. 835-852, 2002.
- [16] E. Panteley, E. Lefeber, A. Loria, and H. Nijmeijer, "Exponential tracking of a mobile car using a cascaded approach," in *Proc. IFAC Workshop Motion Contr.*, Grenoble, France, 1998, pp. 221-226.
- [17] Wei Ren, Randal W. Beard, Ella Atkins, "Information consensus in multi-vehicle cooperative control: A tutorial survey of theory and applications" submitted to *IEEE Contr. Syst. Mag.*, 2005.
- [18] W. Ren and E. Atkins, "Distributed multi-vehicle coordinated control via local information exchange," submitted to *Int. J. Robust and Nonlin. Contr.*, 2005.
- [19] C. Samson and K. Ait-Abderrahim, "Feedback control of a nonholonomic wheeled cart in Cartesian space," in *Proc. 1991 IEEE Int. Conf. Robot. Automat.*, Sacramento, CA, 1991, pp. 1136-1141.
- [20] D. P. Scharf, F. Y. Hadaegh, S. R. Ploen, "A survey of spacecraft formation flying guidance and control (Part II): Control," in *Proc. ACC 2004*, Boston, MA, pp. 2976-2985, 2004.
- [21] R. Skjetne, I.-A. F. Ihle, and T. I. Fossen, "Formation control by synchronizing multiple maneuvering systems," in *Proc. 6th IFAC Conf. Maneuvering and Control of Marine Craft*, Girona, Spain, 2003.
- [22] H. G. Tanner, G. J. Pappas, and V. Kumar, "Input-to-state stability on formation graphs," in *Proc. 41st IEEE Conf. CDC*, Las Vegas, Nevada, 2002, pp. 2439-2444.
- [23] H. G. Tanner, G. J. Pappas, and V. Kumar, "Leader-to-formation stability" *IEEE Trans. R&A*, vol. 20, no. 3, pp. 443-455, 2004.
- [24] C. Canudas de Wit, H. Khenouf, C. Samson, and O. J. Sordalen, "Nonlinear control design for mobile robots," in *Recent Trends in Mobile Robots*, Y. F. Zheng, Ed. Singapore: World Scientific, 1993, vol. 11, pp. 121-156.
- [25] C. W. Wu and L. O. Chua, "Synchronization in an array of linearly coupled dynamical systems," *IEEE Trans. Circuits & Systems-I: Fundamental Theory and Applications*, vol. 42, no. 8, pp. 430-447, 1995.
- [26] C. W. Wu, "Synchronization in networks of nonlinear dynamical systems coupled via a directed graph," *Nonlinearity*, vol. 18, pp. 1057-1064, 2005.
- [27] C. W. Wu, "on a matrix inequality and its application to the synchronization in coupled chaotic systems," *Complex Computing-Networks: Brain-like and Wave-oriented Electrodynamical Algorithms*, Springer Proceedings in Physics, vol. 104, pp. 279-288, 2006.