

Linking genes to communities and ecosystems: *Daphnia* as an ecogenomic model

Brooks E. Miner, Luc De Meester, Michael E. Pfrender, Winfried Lampert and Nelson G. Hairston, Jr

Proc. R. Soc. B published online 1 February 2012

doi: 10.1098/rsjb.2011.2404

References

This article cites 80 articles, 16 of which can be accessed free

<http://rsjb.royalsocietypublishing.org/content/early/2012/01/31/rsjb.2011.2404.full.html#ref-list-1>

P<P

Published online 1 February 2012 in advance of the print journal.

Subject collections

Articles on similar topics can be found in the following collections

[ecology](#) (1016 articles)
[evolution](#) (1132 articles)
[genomics](#) (5 articles)

Email alerting service

Receive free email alerts when new articles cite this article - sign up in the box at the top right-hand corner of the article or click [here](#)

Advance online articles have been peer reviewed and accepted for publication but have not yet appeared in the paper journal (edited, typeset versions may be posted when available prior to final publication). Advance online articles are citable and establish publication priority; they are indexed by PubMed from initial publication. Citations to Advance online articles must include the digital object identifier (DOIs) and date of initial publication.

Review

Linking genes to communities and ecosystems: *Daphnia* as an ecogenomic model

Brooks E. Miner^{1,*}, Luc De Meester², Michael E. Pfrender³,
Winfried Lampert⁴ and Nelson G. Hairston Jr⁵

¹Department of Biology, University of Washington, PO Box 351800, Seattle, WA 98195, USA

²Laboratory of Aquatic Ecology and Evolutionary Biology, Katholieke Universiteit Leuven, Belgium

³Department of Biological Sciences, University of Notre Dame, Notre Dame, IN, USA

⁴Max Planck Institute for Evolutionary Biology, Plön, Germany

⁵Department of Ecology and Evolutionary Biology, Cornell University, Ithaca, NY, USA

How do genetic variation and evolutionary change in critical species affect the composition and functioning of populations, communities and ecosystems? Illuminating the links in the causal chain from genes up to ecosystems is a particularly exciting prospect now that the feedbacks between ecological and evolutionary changes are known to be bidirectional. Yet to fully explore phenomena that span multiple levels of the biological hierarchy requires model organisms and systems that feature a comprehensive triad of strong ecological interactions in nature, experimental tractability in diverse contexts and accessibility to modern genomic tools. The water flea *Daphnia* satisfies these criteria, and genomic approaches capitalizing on the pivotal role *Daphnia* plays in the functioning of pelagic freshwater food webs will enable investigations of eco-evolutionary dynamics in unprecedented detail. Because its ecology is profoundly influenced by both genetic polymorphism and phenotypic plasticity, *Daphnia* represents a model system with tremendous potential for developing a mechanistic understanding of the relationship between traits at the genetic, organismal and population levels, and consequences for community and ecosystem dynamics. Here, we highlight the combination of traits and ecological interactions that make *Daphnia* a definitive model system, focusing on the additional power and capabilities enabled by recent molecular and genomic advances.

Keywords: keystone species; trophic cascade; ecological genomics; eco-evolutionary dynamics; ecological stoichiometry; host–parasite

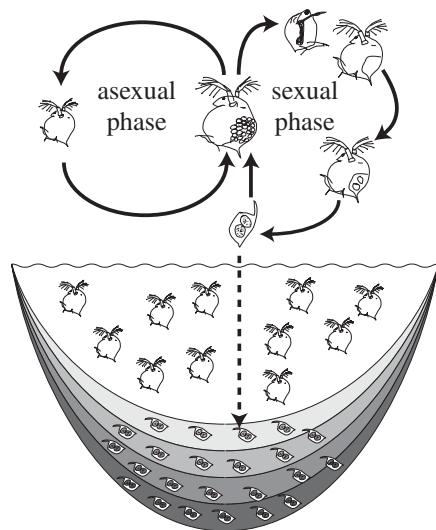
1. INTRODUCTION

Among the most exciting and significant current challenges in biology is to connect the genetic basis of variation in ecologically important traits with its effects on population, community and ecosystem properties. It is well known that community composition has profound effects on ecosystem functioning, yet phenotypic variation within a single species also has the potential to scale up to ecosystem impacts [1–4]. When phenotypic variation has dramatic effects on the strengths and qualities of ecological interactions, the properties and functioning of an ecosystem can depend on within-species variation in critical traits. This can lead to a cascade of effects from evolutionary change within a single species, through alterations of ecological interactions and community composition, to ecosystem change. This chain of causation goes both ways; of course ecosystems, via ecological interactions, exert selective pressure on organisms that results in evolution. This bidirectional feedback structure now known as

‘eco-evolutionary dynamics’, in which evolutionary and ecological processes each affect the other [5], has been called the ‘newest synthesis’ in ecology and evolution [6].

To illuminate the causal chain from individual phenotypes to community and ecosystem functioning, we can gain much by harnessing the power of the genomic revolution. We see two key advantages here. First is the obvious reality that our understanding of traits and phenotypic change is improved when their molecular mechanisms are known. With molecular information, we can improve our understanding of traits that have the potential for community- and ecosystem-level effects, and begin to illuminate elements of genome structure and regulation that are involved in causing these effects. Such elements are then easily testable in other organisms. A second advantage is that molecular traits, once identified, are typically easier to assess and follow over time. Once the molecular basis of an ecologically relevant trait has been identified, molecular signatures can be rapidly assessed in additional populations or closely related species to identify systems where further exploration of the trait and its ecological interactions is most promising. Molecular information can also be tracked over time in

* Author and address for correspondence: Department of Ecology and Evolutionary Biology, Cornell University, E145 Corson Hall, Ithaca, NY 14850, USA (miner@cornell.edu).



assets of an ecological genomic model

- clonal reproduction
(G × E interactions, phenotypic plasticity)
- easy to culture in the laboratory
- small size permits large laboratory populations
- large enough to measure and manipulate individually
- short generation time, *ca* 12 days at 20°C
(experimental evolution)
- strong interactor in pelagic freshwater ecosystems
- ample ecological background information
(e.g. relevant environmental gradients)
- pond and lake habitats as ‘islands’ with clear boundaries
(metapopulation and metacommunity ecology)
- dormant egg banks as historical archive
(resurrection ecology, paleogenomics)
- genomic tools

Figure 1. Assets of *Daphnia* as a model organism. Most *Daphnia* species reproduce by cyclical parthenogenesis, which involves clonal reproduction during favourable periods, and sexual reproduction with the production of dormant stages in response to deteriorating environmental conditions [7]. Clonal reproduction is a key asset in the analysis of phenotypic plasticity and genotype-by-environment interactions. In addition, dormant eggs accumulate in layered egg banks that provide a unique opportunity to reconstruct the history of natural populations. We thank Joachim Mergeay for inspiring the design of this illustration.

experimental trials at a scale not possible at the level of trait values of individuals. Although it by no means diminishes the importance of basic ecological experiments, genomic knowledge will serve both the expansive goal of improving mechanistic understanding and the practical challenge of implementing observational and manipulative studies on a spatial, temporal and numerical scale not previously attainable.

To achieve this grand ambition of connecting genes, traits, populations, communities and ecosystems in ways that improve our understanding of ecology and evolution, we need to apply modern genomic tools to model organisms known to have substantial and diverse ecological roles in natural environments. Not all species are equal in their ecological impacts (‘keystone’ species and ‘ecological engineers’ are two prominent examples), and not all species are equally tractable as model organisms for genomic research. Today, species with well-defined ecological roles are increasingly becoming a focus of the genomic revolution. One such species, the freshwater zooplankton *Daphnia* (Arthropoda: Crustacea), offers exceptional potential to generate in-depth genomic insight into the environmental responses of a strong ecological interactor. *Daphnia* is known to be of pivotal ecological importance in lakes and ponds on all continents, where it is a highly efficient grazer on phytoplankton and a preferred prey item for planktivorous fish and other predators ([7]; figure 1). Long a focal genus in ecology, evolution and ecotoxicology, *Daphnia* has matured into a versatile genomic model with the publication of the first *Daphnia* genome sequence [8] and a broad series of companion papers documenting its genome biology.¹

The combination of modern genomic tools with well-documented, trait-based community and ecosystem impacts makes *Daphnia* ideal for integrative investigation of the traits and mechanisms that underlie responses to environmental change and their community- and

ecosystem-level effects. In this review, we highlight broad ecological questions that the *Daphnia* system is positioned to address, and emphasize the additional power and potential that genomics brings to this enterprise. Because *Daphnia* has repeatedly been shown to be capable of rapid evolutionary change, it is an ideal system with which to explore the role of evolution in driving ecological dynamics in nature. With *Daphnia*, we should be able to identify phenotypes likely to affect ecological dynamics via rapid evolutionary change *and* the genomic characters underlying these phenotypes.

2. THE ECOLOGICAL ROLE OF *DAPHNIA*

Daphnia species occur in lakes and ponds on every continent [9], where they consistently play a significant ecological role in food-web dynamics. *Daphnia* is a pelagic filter-feeding zooplankton with the potential for high population growth rate. *Daphnia*’s food-web interactions, both as a primary consumer of phytoplankton and as a key food source for secondary consumers, define it as a *strong ecological interactor*. Its combined effects on phytoplankton grazing and nutrient cycling, along with its role as a preferred prey species for secondary consumers, cause *Daphnia* to occupy a uniquely significant position in the pelagic ecosystem of many lakes (figure 2). In each of these ecological processes, *Daphnia* populations possess a range of morphological, physiological and behavioural adaptations that influence the strength of interactions and are known to be genetically variable.

(a) **Top-down control of algae and clearing of lakes**
Daphnia have a greater ability to graze down phytoplankton than any other freshwater zooplankton (figure 3a, [10]), and a major ecosystem impact is the seasonal increase in water transparency driven by

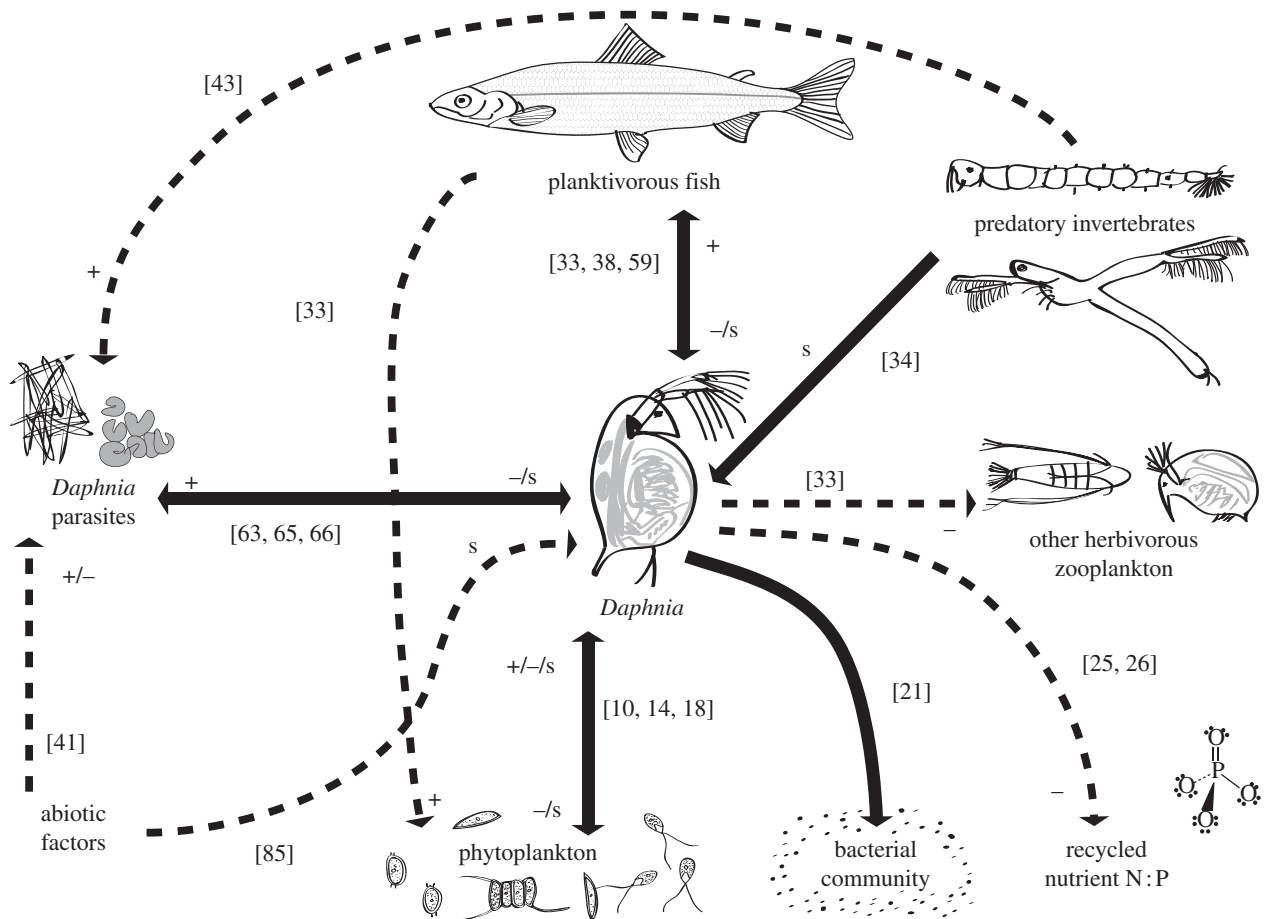


Figure 2. Idealized interaction web for *Daphnia* in a lake ecosystem. Solid lines represent direct interactions and dashed lines represent indirect interactions. Plus (+) and minus (-) signs indicate positive or negative demographic interactions, while *s* represents natural selection acting on *Daphnia* populations. Citations refer to example studies that have documented each interaction and are discussed in the main text.

consumer–resource dynamics between *Daphnia* and phytoplankton known as the ‘clear-water phase’ [14]. The annual timing and duration of the clear-water phase has been demonstrated in several whole-lake ecosystems to depend on not just the abundance of *Daphnia*, but also which *Daphnia* species is present [15].

Much of the among-species variation in grazing impact by *Daphnia* is related to body size. Large-bodied species graze at higher rates than small-bodied taxa, which they typically outcompete [16]. Even within a *Daphnia* species, body-size variation can lead to differential impacts on plankton communities [17]. This means there is ample phylogenetic and genetic variation in the capacity of *Daphnia* populations to control phytoplankton abundance and productivity. This, in combination with the capacity of *Daphnia* to adapt genetically to changes in food quality [18,19], demonstrates the potential ecosystem impacts of genetic variation for traits related to *Daphnia* grazing. For example, planktivory by phenotypically divergent alewife populations has driven life-history divergence among *Daphnia ambigua* populations [20] in a group of New England lakes already known to exhibit cascading trophic effects from the alewives to the zooplankton community and subsequent phytoplankton productivity [2].

(b) Impacts on microbial communities

Because *Daphnia* is a generalist grazer, its feeding affects the biomass and structure of microbial communities by

consuming protozoans and large bacteria in addition to phytoplankton [21]. Indeed, the composition of *Daphnia* diets varies seasonally and is sometimes dominated by bacteria, especially methanotrophs [22]. The degree to which daphnids feed on bacteria depends on the mesh-size of the filter combs on their thoracic appendages. Mesh size is species-specific, independent of body size, shows extensive heritable phenotypic plasticity, and can be genetically variable within species [23]. *Daphnia* may also have a non-trophic ecological connection with bacteria by enabling the vertical dispersal of bacteria that ‘hitchhike’ on their bodies as they move through thermally stratified water during diurnal vertical migration cycles [24].

(c) Impacts on nutrient loading and stoichiometry

Because different zooplankton taxa have distinct elemental (carbon : nitrogen : phosphorus, C : N : P) requirements and release C, N and P to the environment in distinct ratios, grazer community composition alone can determine whether pelagic primary production is N- or P-limited [25]. *Daphnia* stands out as having among the highest P contents and lowest body N : P of all zooplankton taxa (figure 3b; [11]). The high growth rates of *Daphnia* and the accompanying high P requirements combine with the low N : P ratio of its excretion to result in strong ecological interactions compared with other crustacean zooplankton. For example, when *Daphnia* becomes abundant early in the season, its feeding can suppress cyanobacterial blooms

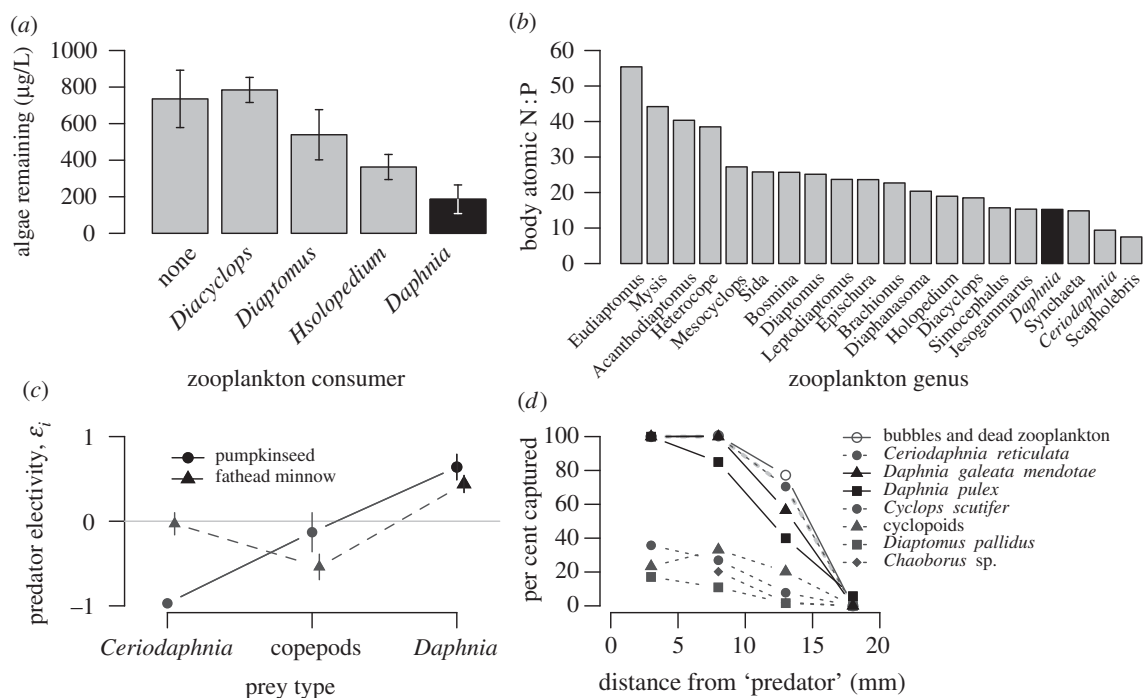


Figure 3. Species belonging to the genus *Daphnia* are exceptional among zooplankton because of their (a) high grazing rates on phytoplankton, (b) low N : P ratios that make them a high-quality (P-rich) food source, (c) tendency to be the preferred prey of fishes, which results largely from (d) their inability to evade capture as demonstrated by the capture efficiency of a suction tube in laboratory trials. Graphs redrawn from (a) [10], (b) [11], (c) [12], (d) [13].

even when the ratio of available N : P is quite low, thus suppressing N-fixation and keeping soluble N much lower than in the absence of *Daphnia* grazing [26].

Understanding the linkages between high growth rates, high P demand and high P content in *Daphnia* is a promising avenue for connecting genetic variation in this taxon to ecosystem impacts. P requirements for *Daphnia* vary genetically among populations, with greater P demand in animals from habitats with shorter growing seasons, and hence higher growth rates [27]. In the laboratory, selection for rapid growth results in a heritable response [28], and both the structure of ribosomal rDNA [29] and specific alleles of the phosphoglucose isomerase (*Pgi*) locus [30] have been associated with variation in growth rates and P demand among *Daphnia* clones.

(d) *Daphnia* as prey

Daphnia plays a central role in lake pelagic ecosystems not only down the food web as a grazer, but also up the food web as an important prey for predatory invertebrates and planktivorous fish [31]. Its high P content makes it a particularly nutritious food resource (figure 3b; [11]), and its relatively large body size and limited escape ability make it a preferred prey item (figure 3c,d; [12,13]). Whole-lake experimental manipulations of planktivory identified *Daphnia pulex* as a 'keystone species' [32], while manipulations of nutrient supply in lakes with contrasting food webs have highlighted consistent effects of *Daphnia* on pelagic primary production across a wide range of nutrient levels [33].

Despite its high vulnerability to predation, there is considerable phylogenetic diversity among *Daphnia* species and genetic variation within species in antipredator traits [34–36]. Many traits show extensive phenotypic plasticity, and genetic variation for this plasticity

[37,38]. This variation directly affects vulnerability to predation and therefore body size and population density, both of which affect grazing pressure on phytoplankton, with the result that the indirect impact on ecosystems of variation in antipredator traits is likely substantial.

(e) *Daphnia* as host

Daphnia have numerous bacterial, fungal and microsporidian parasites (reviewed by Ebert [39]) and the occurrence, severity and duration of parasite epidemics in *Daphnia* are influenced by both abiotic and biotic factors. The wide variation among lakes in the incidence of *Daphnia* parasitism can often be explained by environmental characteristics, such as population age and pond size [40] or lake basin shape [41]. The presence of additional *Daphnia* species that are less susceptible to parasitism creates a dilution effect that inhibits epidemic outbreaks in *Daphnia dentifera* [42]. Predators are also important: consumption of *Daphnia* by the dipteran larvae *Chaoborus* helps spread *Metschnikowia* by releasing fungal spores [43], while vertical migration by *Daphnia* to avoid fish predation brings putative hosts closer to spore-rich sediments [44]. And although direct costs of antipredator defences have been difficult to identify, recent evidence suggests an intriguing trade-off between the expression of morphological antipredator traits and vulnerability to parasitism [45].

Host–parasite dynamics involving a critical species like *Daphnia* can be expected to have ecosystem consequences. Duffy [46] found that phytoplankton density increased as epidemics progressed in enclosures containing *D. dentifera* and *Metschnikowia*. Another effect of *Daphnia* pathogen infection at the ecosystem level has been shown for elemental stoichiometry and nutrient transfer across trophic levels. Parasite infection has been

shown to affect the C, N and P content of *Daphnia* in two different systems. In the case of chytridomycete infection in *Daphnia pulex*, infected animals contained less N and P and were lower in essential fatty acids than uninfected animals, in addition to being smaller [47]. *Daphnia magna* infected by the endobacterium *Pasteuria* differ in body C:P and C:N ratios from uninfected hosts [48], together with a feedback in which the C:P ratio of *D. magna* food resources influences the prevalence and virulence of *Pasteuria* [49].

3. THE IMPORTANCE OF CYCLIC PARTHENOGENESIS

Daphnia is a cyclic parthenogen and one of the few genomic model organisms capable of both sexual and asexual reproduction (figure 1), although dual reproductive modes are common across the tree of life (including many fungi, 'protists', plants and invertebrates). Sexual reproduction is linked to diapause in *Daphnia* because the product of sex is always a protective casing containing two dormant eggs that are independent products of meiosis and sexual recombination [7]. Diapausing eggs do not hatch immediately but either float to the shore, where they may be spatially dispersed by water birds, terrestrial mammals and humans [50], or sink to the sediments where they can facilitate temporal population persistence. Those deposited on the lake bottom can survive in sediments for decades, where they play an important role in permitting dispersal across generations or may even permit a species to re-establish after being absent from the water column for many years [51,52]. In addition, diapausing eggs recovered from chronologically layered lake sediments have enabled the development of the field of 'resurrection ecology' [53,54] in *Daphnia* and other freshwater zooplankton. Eggs are induced to hatch in the laboratory, making it possible to reconstruct evolutionary change using living animals from historical time sequences. The reservoir of living genetic and phenotypic history available in dormant eggs, combined with their temporal layering in lake sediments, is a truly remarkable resource with few parallels in other study systems.

While the phenomenon of cyclic parthenogenesis is interesting in its own right, clonal reproduction is also a powerful experimental tool. The ability to raise large cohorts of genetically identical animals provides opportunities to answer ecological, evolutionary and molecular questions that are otherwise unapproachable. For example, clonal reproduction is valuable for exploring the molecular basis of phenotypic plasticity, for which *Daphnia* has long been a leading study system [55,56]. Clones are also useful for exploring changes in gene expression in response environmental conditions. Here, the ability to gather replicate measures from genetically identical individuals exposed to uniform experimental treatments serves as a direct control for developmental noise and a baseline against which to compare responses to differing environments. This capability is used productively in studies we discuss below [8,57].

4. CAPACITY FOR RAPID EVOLUTIONARY RESPONSE

The capacity of *Daphnia* populations to undergo rapid evolutionary change in natural systems has received

considerable attention, especially in the last decade. A number of examinations of rapid evolution in *Daphnia* capitalize on the unique development of 'resurrection ecology', and most of these studies have focused on systems with a documented history of anthropogenic environmental change.

(a) Dietary tolerance of cyanobacteria

Hairston *et al.* [18] used clones of *Daphnia galeata* hatched from the sediments of Lake Constance to reconstruct the evolution of tolerance to dietary cyanobacteria. Lineages hatched from diapausing eggs deposited on the lake bottom in the 1960s, before cyanobacterial blooms had become frequent, were much more sensitive to cyanobacteria in their diets than were clones hatched from sediments deposited at the end of the 1970s, after their immediate ancestors had experienced 15 years of eutrophication-caused blooms. In essence, the *D. galeata* population evolved increased tolerance to cyanobacteria and decreased growth rate plasticity [18].

(b) Antipredator traits

There is ample among-population genetic variation for antipredator traits in *Daphnia*, typically fitting a pattern of local adaptation [58]. A comparison of *Daphnia melanica* from lakes in the Sierra Nevada of CA, USA, with and without a history of fish introductions showed that introduced predators drove *Daphnia* towards smaller body sizes and earlier reproduction [59]. These fixed genetic differences among populations were further augmented by contributions of adaptive plasticity in response to chemical cues from salmonid fish [60].

Cousyn *et al.* [38] found rapid behavioural evolution of *D. magna* in response to changes in predator regime by hatching diapausing eggs from the sediments of a former fish culture pond. During changes in the intensity of fish stocking, the *Daphnia* population evolved striking alterations of the plasticity of phototactic behaviour in response to fish chemical cues. Lineages resurrected from periods of more intensive fish stocking displayed greater overall plasticity in phototaxis than those from periods of lower fish density [38].

(c) Host-parasite co-evolution

The susceptibility of *Daphnia* to pathogens can evolve rapidly in response to infectious agents. The susceptibility of *D. magna* to the bacterial pathogen *Pasteuria ramosa*, for instance, is largely genetic, with minimal influence of plasticity, and can evolve rapidly [61]. Parasite-mediated selection can alter the outcome of clonal competition in experimental metapopulations of *D. magna*, with different parasite species causing different *Daphnia* clones to dominate [62]. Parasite-mediated selection can also act in a disruptive manner, resulting in a bimodal distribution of susceptibility, as observed for *D. dentifera* exposed to the fungal parasite *Metschnikowia* [63]. Most importantly, the genetic variation that exists for parasite susceptibility is ecologically relevant because it affects epidemic characteristics in wild populations [64]. In one of the best examples of an eco-evolutionary feedback loop in the wild, Duffy *et al.* [65] showed that the termination of *Metschnikowia* epidemics in *D. dentifera* is a direct result of host evolution rather than environmental conditions.

Decaestecker *et al.* [66] used ‘resurrection ecology’ to show that the interaction between *D. magna* and *Pasteuria* co-evolves in a pattern consistent with the ‘Red Queen’ hypothesis, i.e. that hosts must continually evolve to evade co-evolving parasites. Host lineages obtained by hatching diapausing eggs from sediment layers and then exposed to parasite populations from preceding, contemporary or future time periods experienced greatest infectivity when exposed to contemporary parasites [66].

5. LINKING GENES TO ECOLOGICALLY RELEVANT TRAIT VARIATION

The publication of the *D. pulex* genome [8] brings *Daphnia* research into a new era in which we face the challenging task of connecting genome structure, function and expression with variation in ecologically important traits. Recent studies have met various successes. For example, we know that genetically based dietary tolerance of toxic *Microcystis aeruginosa* cyanobacteria allows *D. galeata* to persist in the face of eutrophication [18]. A candidate-gene study of *D. magna* identified three genes (of seven candidates) that were each upregulated 8–10-fold in individuals exposed to toxin-producing strains of *Microcystis* relative to those exposed to non-toxic strains [67]. These genes code for enzymes involved in glycolysis, protein catabolism and the tricarboxylic acid cycle. Notably, all three belong to expanded gene families that result from ancestral gene duplications [67].

With respect to trophic interactions between *Daphnia* and its predators, a number of morphological, behavioural and life-history responses have been documented (reviewed by Lass & Spaak [34]). One study identified seven known genes (from 31 candidates) and three novel genes with the greatest upregulation when *Daphnia* is exposed to predatory insect cues during development [68]. The known genes fit into three categories: morphogenetic factors, juvenile hormone pathway genes and insulin signalling pathway genes. Other studies in the context of naturally occurring trait variation involve the interaction between ultraviolet radiation tolerance and vulnerability to predation in *D. melanica* in western North America. Populations of this species inhabiting small ponds of the Olympic Mountains do not possess UV-protective melanin pigmentation, perhaps because UV radiation is less intense than at higher elevations [69]. In larger, high altitude lakes of the Sierra Nevada, *D. melanica* display intense melanin pigmentation, but this trait has evolved rapidly in lakes with introduced fish predators [70]. The intensity of pigmentation is plastic in response to UV radiation in the ancestral fishless populations, while those with introduced predators have uniformly low melanin pigmentation regardless of UV treatment. The molecular basis of this loss in plasticity correlates with changes in the expression of two genes in the melanin pathway [70].

Because *Daphnia* are easily grown clonally, the candidate-gene approach is relatively easy to apply, yet it is biased towards known genes. An alternative is to use high-throughput functional genomics (e.g. microarrays or RNA-seq) to measure genome-wide expression patterns. An early study investigated differences in gene expression between sexes to identify genes involved in parthenogenesis and sex determination [71]. In this and other

microarray studies [8], the finding that unknown genes are particularly likely to exhibit differential expression emphasizes the bias inherent in candidate-gene studies. Additional microarray studies have focused on exposure to environmental contaminants, both in *D. pulex* [72] and *D. magna* [73], reflecting the long history of both taxa as indicator species in ecotoxicology. Vandegehuchte *et al.* [73] screened for DNA methylation in zinc-exposed *D. magna*, opening the possibility that epigenetic control may be involved in adaptation to environmental change in *Daphnia*.

Proteomics is a burgeoning field for *Daphnia*, as advances in mass spectrometry enable analyses based upon the published *D. pulex* genome sequence [74]. Researchers have begun to investigate changes in protein expression in response to environmental perturbations, such as identifying cold-induced and cold-repressed proteins [75]. The proteomic response to hypoxia includes the expected increase in haemoglobin expression but also increases in a number of carbohydrate-degrading enzymes [76]. Proteomics is just beginning to be applied to trait variation among *Daphnia* species and genotypes [77], and this should become widespread in the future. Protein expression can also be explored in targeted candidate studies or used as a diagnostic marker for physiological conditions such as nutritional status [78].

A transcriptome study with direct relevance to the critical ecological role of *Daphnia* concerns the organism’s functional genomic response to alterations in the stoichiometric balance of C and P in its algal food source [57]. As noted above, *Daphnia* have especially high P demands so the response of a particular *Daphnia* species to P limitation could have broad implications for aquatic ecosystems. A key finding of Jeyasingh *et al.* [57] is that P limitation influences gene expression in both direct and indirect ways: while some of the differentially expressed genes are directly involved in P metabolism, many unrelated metabolic pathways also show changes in gene expression. The authors suggest that this is likely a response to biochemical changes in algae that result from P-limited growth, which implies that the specific compensatory mechanisms of individual producer taxa to nutrient limitation could have considerable bearing on the upward transfer of energy in food webs.

6. PERSPECTIVES ON GENOMICS OF AN ECOLOGICAL MODEL SYSTEM

The genus *Daphnia* is remarkable for both its central ecological role in freshwater pelagic ecosystems and the features of its reproductive biology that enable exceptional experimental flexibility and control. Considering the extensive body of research on *Daphnia*, we now provide our perspective on the most promising opportunities for investigation provided by new molecular and genomic tools.

(a) *Paleogenomics*

While ‘resurrection ecology’ is a powerful approach to reconstruct evolutionary dynamics in natural populations during the past, the method is limited to the time period for which dormant eggs remain viable and can be hatched (approx. 30–80 years). Direct examination of DNA broadens this timeline because even when the eggs are no longer viable, the DNA they contain can still be analysed. Once we identify the genes that underlie ecologically relevant trait

variation, we could use the molecular signatures of trait changes to infer the sequence of historical phenotypic evolution contained in a layered dormant egg bank. This approach would extend the time axis for historical reconstructions in *Daphnia* to hundreds or even thousands of years [52].

(b) *Hunting for ecologically relevant genes*

An important step in our search for mechanisms of adaptation will be finding genes linked to specific traits and identifying their function. These studies will not only be critical to understand the ecology of *Daphnia*, but will also inform studies of other model and non-model species. Once a function of a gene is identified or its link with a specific environmental variable is established, homologues of this gene in other species can be analysed for their relevance to similar ecological gradients. We see two broad methodological approaches to identify ecologically relevant genes, each of which has advantages and disadvantages:

(i) *Bottom-up, hypothesis-based investigations of quantitative trait loci, expression quantitative trait loci and candidate genes*

In this approach, traits are chosen that are known in advance to be ecologically relevant. Mapping quantitative trait loci (QTLs) involves crossing lineages that differ in traits of interest, while the candidate gene approach involves screening the expression of putative candidate loci chosen because of their function in other organisms. A combination of these approaches, expression quantitative trait loci (eQTLs), treats gene regulation as the phenotype of interest. The candidate-gene expression method is exemplified by the study of *D. melanica* differentially adapted to fish-inhabited versus fishless lakes of the Sierra Nevadas [70]. Notably, this study took the traditional candidate-gene approach one step further, by demonstrating gene expression differences in response to environmental cues in multiple natural populations with different ecological histories.

(ii) *Top-down, hypothesis-neutral explorations using genome scans and genome-wide expression analysis*

An alternative to the targeted approaches that focus on particular traits and candidate loci is to apply high-throughput genomic analyses, such as genome scans, gene expression arrays (transcriptomics) or proteomics to identify genes and gene pathways that show signatures of selection or environmentally determined expression. These methods have the advantage of having less bias because candidate traits and genes are not selected in advance. Genome scans apply a large array of markers to populations along strong environmental gradients and identify signatures of evolution at the genome level through screening for outlier behaviour of markers [79]. Although this method identifies genomic regions rather than genes, an advantage is that the signatures of selection come directly from natural populations. This approach has recently been applied to Belgian *D. magna* populations that occur across known selection gradients, identifying several genomic regions that exhibit signatures of selection owing to both natural and anthropogenic environmental stressors [80]. At the gene transcription level, microarray and RNA-seq technologies have enabled assessment of global gene expression for questions of

direct relevance to ecological and ecosystem processes. The recent study of changes in *D. pulex* gene expression in response to differing C : P ratios in their phytoplankton food source is a compelling example because many of the genes involved had no direct connection to P metabolism [57], a finding that would likely have been overlooked in a candidate-gene study.

(c) *Linking genomics to ecosystem characteristics*

We have sought to describe how *Daphnia* is a key model system to connect genomic information with ecosystem consequences. Obvious candidates for study are genes that influence grazing rates, body size and toxin resistance and, in turn, are linked to top-down control of phytoplankton and associated ecosystem characteristics. Genes related to diapause initiation and termination, seasonality and climate change, predator avoidance and parasite resistance could indirectly affect water clarity, detrital deposition, benthic decomposition and nutrient remineralization, as well as the species composition and abundance of algal communities. The connection between biogeochemical cycles and the genes affecting *Daphnia* growth rate and nutrient requirements is another promising avenue to assess ecosystem impacts of specific genes.

Understanding the causal relationships between genes and traits on one level, and communities and ecosystems on another, will require quantitative methods that explicitly consider and define these connections. This has previously been addressed via demography [81] or by partitioning changes at higher levels of organization into the separate contributions of evolution, non-heritable phenotypic change and environmental change [82], and we encourage further development of these and other methods.

(d) *Genomics and eco-evolutionary dynamics*

Ecological genomics can contribute strongly to our understanding of the interplay between ecological and evolutionary dynamics, at the level of populations [82,83] as well as at the level of communities (evolving metacommunity concept; [84]) and ecosystems [2–4]. Finding the genomic signature of rapid evolutionary adaptation may provide insight into the frequency of parallel evolution and why some traits can evolve faster than others. Moreover, the use of molecular tools will enable large-scale studies, thus enabling us to fully incorporate spatial signals that represent different levels of gene exchange. This is important, as rapid evolutionary tracking of the environment has the potential to change the relative importance of local and regional processes in responding to environmental change. For instance, a mesocosm experiment showed that genetic adaptation of local *D. magna* to higher temperatures may reduce the immigration success of genotypes from warmer regions [85]. Identifying the genomic signature of adaptation to major environmental challenges at a regional scale to evaluate the relative importance of local versus regional processes, and to couple these to community and ecosystem consequences, will likely be a productive line of inquiry.

7. CONCLUSION

The critical ecological role played by *Daphnia* in the functioning of lake ecosystems around the world provides a

stimulating real-world backdrop against which we can design, perform and evaluate studies of *Daphnia* genome biology. While a sequenced genome is a necessary prerequisite that will enable such investigations, the ecological role of *Daphnia* together with its key assets for experimental work will be central in exploiting the genome to advance understanding in ecological genomics. In this endeavour, it will be important to keep in mind that the linkages between genomics and ecology are bidirectional: understanding genome evolution and its relationship with phenotype depends on knowing the ecological context of the organism and the nature of selection. Not only will our understanding of *Daphnia* ecology be informed by new discoveries in the genome; the deep knowledge of *Daphnia* ecology and evolution that has been developed over the past century should be used to guide genome investigations. The publication of the *D. pulex* genome is but a start on the task of developing a truly integrative understanding of biological interactions from genes to ecosystems.

We thank Eawag for hosting the 2009 PhD Summer School in Kastanienbaum, Switzerland, where the idea for this paper originated. We also thank two anonymous referees for providing helpful comments on the manuscript. B.E.M. was supported by a Graduate Research Fellowship from the US National Science Foundation (NSF). L.D.M. was supported by K. U. Leuven Research Fund grants GOA/2008/006 and PF/2010/007. M.E.P. was supported by grants from the US NIH and NSF. N.G.H. was supported by grants from the James S. McDonnell Foundation and the US NSF.

ENDNOTE

¹*Daphnia*: the companion papers for the genome sequence. *BioMed Central Thematic Series*. <http://www.biomedcentral.com/series/Daphnia>

REFERENCES

- Fussmann, G. F., Loreau, M. & Abrams, P. A. 2007 Eco-evolutionary dynamics of communities and ecosystems. *Funct. Ecol.* **21**, 465–477. (doi:10.1111/j.1365-2435.2007.01275.x)
- Post, D. M., Palkovacs, E. P., Schielke, E. G. & Dodson, S. I. 2008 Intraspecific variation in a predator affects community structure and cascading trophic interactions. *Ecology* **89**, 2019–2032. (doi:10.1890/07-1216.1)
- Palkovacs, E. P. & Post, D. M. 2009 Experimental evidence that phenotypic divergence in predators drives community divergence in prey. *Ecology* **90**, 300–305. (doi:10.1890/08-1673.1)
- Bassar, R. D. *et al.* 2010 Local adaptation in Trinidadian guppies alters ecosystem processes. *Proc. Natl Acad. Sci. USA* **107**, 3616–3621. (doi:10.1073/pnas.0908023107)
- Post, D. M. & Palkovacs, E. P. 2009 Eco-evolutionary feedbacks in community and ecosystem ecology: interactions between the ecological theatre and the evolutionary play. *Phil. Trans. R. Soc. B* **364**, 1629–1640. (doi:10.1098/rstb.2009.0012)
- Schoener, T. W. 2011 The newest synthesis: understanding the interplay of evolutionary and ecological dynamics. *Science* **331**, 426–429. (doi:10.1126/science.1193954)
- Lampert, W. 2011 *Daphnia*: development of a model organism in ecology and evolution. In *Excellence in Ecology*. Book 21 (ed. O. Kinne). Oldendorf/Luhe: International Ecology Institute.
- Colbourne, J. K. *et al.* 2011 The ecoresponsive genome of *Daphnia pulex*. *Science* **331**, 555–561. (doi:10.1126/science.1197761)
- Adamowicz, S. J., Petrussek, A., Colbourne, J. K., Hebert, P. D. N. & Witt, J. D. S. 2009 The scale of divergence: a phylogenetic appraisal of intercontinental allopatric speciation in a passively dispersed freshwater zooplankton genus. *Mol. Phylogenet. Evol.* **50**, 423–436. (doi:10.1016/j.ympev.2008.11.026)
- Brett, M. T., Wiackowski, K., Lubnow, F. S., Muellersogler, A., Elser, J. J. & Goldman, C. R. 1994 Species-dependent effects of zooplankton on planktonic ecosystem processes in Castle Lake, California. *Ecology* **75**, 2243–2254. (doi:10.2307/1940880)
- Elser, J. J. *et al.* 2000 Nutritional constraints in terrestrial and freshwater food webs. *Nature* **408**, 578–580. (doi:10.1038/35046058)
- Hambright, K. D. & Hall, R. O. 1992 Differential zooplankton feeding behaviors, selectivities, and community impacts of two planktivorous fishes. *Environ. Biol. Fish.* **35**, 401–411. (doi:10.1007/BF00004992)
- Drenner, R. W., Strickler, J. R. & O'Brien, W. J. 1978 Capture probability: role of zooplankton escape in selective feeding of planktivorous fish. *J. Fish. Res. Board Can.* **35**, 1370–1373. (doi:10.1139/f78-215)
- Lampert, W. & Schober, U. 1978 Regular pattern of spring algal bloom and extremely clear water in Lake Constance as a result of climatic conditions and planktonic interactions. *Arch. Hydrobiol.* **82**, 364–386.
- Hairton, N. G., Kearns, C. M., Perry Demma, L. & Effler, S. W. 2005 Species-specific *Daphnia* phenotypes: a history of industrial pollution and pelagic ecosystem response. *Ecology* **86**, 1669–1678. (doi:10.1890/03-0784)
- Kreutzer, C. & Lampert, W. 1999 Exploitative competition in differently sized *Daphnia* species: a mechanistic explanation. *Ecology* **80**, 2348–2357.
- Compte, J., Brucet, S., Gascon, S., Bolix, D., Sala, J., Lopez-Flores, R. & Quintana, X. D. 2009 Impact of different developmental stages of *Daphnia magna* (Straus) on the plankton community under different trophic conditions. *Hydrobiologia* **635**, 45–56. (doi:10.1007/s10750-009-9860-3)
- Hairton, N. G., Holtmeier, C. L., Lampert, W., Weider, L. J., Post, D. M., Fischer, J. M., Cáceres, C. E., Fox, J. A. & Gaedke, U. 2001 Natural selection for grazer resistance to toxic cyanobacteria: evolution of phenotypic plasticity? *Evolution* **55**, 2203–2214.
- Sarnelle, O., Gustafsson, S. & Hansson, L. A. 2010 Effects of cyanobacteria on fitness components of the herbivore *Daphnia*. *J. Plankton Res.* **32**, 471–477. (doi:10.1093/plankt/fbp151)
- Walsh, M. R. & Post, D. M. 2011 Interpopulation variation in a fish predator drives evolutionary divergence in prey in lakes. *Proc. R. Soc. B* **278**, 2628–2637. (doi:10.1098/rspb.2010.2634)
- Langenheder, S. & Jürgens, K. 2001 Regulation of bacterial biomass and community structure by metazoan and protozoan predation. *Limnol. Oceanogr.* **46**, 121–134. (doi:10.4319/lo.2001.46.1.0121)
- Taipale, S., Kankaala, P., Tirola, M. & Jones, R. I. 2008 Whole-lake dissolved inorganic C-13 additions reveal seasonal shifts in zooplankton diet. *Ecology* **89**, 463–474. (doi:10.1890/07-0702.1)
- Bednarska, A. & Dawidowicz, P. 2007 Change in filter-screen morphology and depth selection: uncoupled responses of *Daphnia* to the presence of filamentous cyanobacteria. *Limnol. Oceanogr.* **52**, 2358–2363. (doi:10.4319/lo.2007.52.6.2358)
- Grossart, H.-P., Dziallas, C., Leunert, F. & Tang, K. W. 2010 Bacteria dispersal by hitchhiking on zooplankton.

- Proc. Natl Acad. Sci. USA* **107**, 11 959–11 964. (doi:10.1073/pnas.1000668107)
- 25 Sterner, R. W. & Elser, J. J. 2002 *Ecological stoichiometry: the biology of elements from molecules to the biosphere*. Princeton, NJ: Princeton University Press.
 - 26 Hambright, K. D., Hairston, N. G., Schaffner, W. R. & Howarth, R. W. 2007 Grazer control of nitrogen fixation: synergisms in the feeding ecology of two freshwater crustaceans. *Fund. Appl. Limnol.* **170**, 89–101. (doi:10.1127/1863-9135/2007/0170-0089)
 - 27 Elser, J. J., O'Brien, W. J., Dobberfuhl, D. R. & Dowling, T. E. 2000 The evolution of ecosystem processes: growth rate and elemental stoichiometry of a key herbivore in temperate and arctic habitats. *J. Evol. Biol.* **13**, 845–853. (doi:10.1046/j.1420-9101.2000.00215.x)
 - 28 Gorokhova, E., Dowling, T. E., Weider, L. J., Crease, T. J. & Elser, J. J. 2002 Functional and ecological significance of rDNA intergenic spacer variation in a clonal organism under divergent selection for production rate. *Proc. R. Soc. Lond. B* **269**, 2373–2379. (doi:10.1098/rspb.2002.2145)
 - 29 Weider, L. J., Glenn, K. L., Kyle, M. & Elser, J. J. 2004 Associations among ribosomal (r) DNA intergenic spacer length, growth rate, and C:N:P stoichiometry in the genus *Daphnia*. *Limnol. Oceanogr.* **49**, 1417–1423. (doi:10.4319/lo.2004.49.4_part_2.1417)
 - 30 Jeyasingh, P. D., Weider, L. J. & Sterner, R. W. 2009 Genetically-based trade-offs in response to stoichiometric food quality influence competition in a keystone aquatic herbivore. *Ecol. Lett.* **12**, 1229–1237. (doi:10.1111/j.1461-0248.2009.01368.x)
 - 31 Carpenter, S. R. & Kitchell, J. F. 1993 *The trophic cascade in lakes*. Cambridge, UK/New York, NY: Cambridge University Press.
 - 32 Ives, A. R., Carpenter, S. R. & Dennis, B. 1999 Community interaction webs and zooplankton responses to planktivory manipulations. *Ecology* **80**, 1405–1421. (doi:10.1890/0012-9658(1997)080[1405:CIWAZR]2.0.CO;2)
 - 33 Carpenter, S. R. *et al.* 2001 Trophic cascades, nutrients, and lake productivity: whole-lake experiments. *Ecol. Monogr.* **71**, 163–186. (doi:10.1890/0012-9615(2001)071[0163:TCNALP]2.0.CO;2)
 - 34 Lass, S. & Spaak, P. 2003 Chemically induced anti-predator defences in plankton: a review. *Hydrobiologia* **491**, 221–239. (doi:10.1023/A:1024487804497)
 - 35 Petrussek, A., Tollrian, R., Schwenk, K., Haas, A. & Laforsch, C. 2009 A 'crown of thorns' is an inducible defense that protects *Daphnia* against an ancient predator. *Proc. Natl Acad. Sci. USA* **106**, 2248–2252. (doi:10.1073/pnas.0808075106)
 - 36 Spanier, K., Leese, F., Mayer, C., Colbourne, J., Gilbert, D., Pfrender, M. & Tollrian, R. 2010 Predator-induced defences in *Daphnia pulex*: selection and evaluation of internal reference genes for gene expression studies with real-time PCR. *BMC Mol. Biol.* **11**, 50. (doi:10.1186/1471-2199-11-50)
 - 37 Boersma, M., Spaak, P. & De Meester, L. 1998 Predator-mediated plasticity in morphology, life history, and behavior of *Daphnia*: the uncoupling of responses. *Am. Nat.* **152**, 237–248. (doi:10.1086/286164)
 - 38 Cousyn, C., De Meester, L., Colbourne, J. K., Brendonck, L., Verschuren, D. & Volckaert, F. 2001 Rapid, local adaptation of zooplankton behavior to changes in predation pressure in the absence of neutral genetic changes. *Proc. Natl Acad. Sci. USA* **98**, 6256–6260. (doi:10.1073/pnas.111606798)
 - 39 Ebert, D. 2005 *Ecology, epidemiology, and evolution of parasitism in Daphnia*. [Internet]. Bethesda, MD: National Library of Medicine (US), National Center for Biotechnology Information. Available from: <http://www.ncbi.nlm.nih.gov/books/NBK2036/>
 - 40 Ebert, D., Hottinger, J. W. & Pajunen, V. I. 2001 Temporal and spatial dynamics of parasite richness in a *Daphnia* metapopulation. *Ecology* **82**, 3417–3434. (doi:10.1890/0012-9658(2001)082[3417:TASDOP]2.0.CO;2)
 - 41 Cáceres, C. E., Hall, S. R., Duffy, M. A., Tessier, A. J., Helmle, C. & MacIntyre, S. 2006 Physical structure of lakes constrains epidemics in *Daphnia* populations. *Ecology* **87**, 1438–1444. (doi:10.1890/0012-9658(2006)87[1438:PSOLCE]2.0.CO;2)
 - 42 Hall, S. R., Becker, C. R., Simonis, J. L., Duffy, M. A., Tessier, A. J. & Cáceres, C. E. 2009 Friendly competition: evidence for a dilution effect among competitors in a planktonic host–parasite system. *Ecology* **90**, 791–801. (doi:10.1890/08-0838.1)
 - 43 Cáceres, C. E., Knight, C. J. & Hall, S. R. 2009 Predator-spreaders: predation can enhance parasite success in a planktonic host–parasite system. *Ecology* **90**, 2850–2858. (doi:10.1890/08-2154.1)
 - 44 Decaestecker, E., De Meester, L. & Ebert, D. 2002 In deep trouble: habitat selection constrained by multiple enemies in zooplankton. *Proc. Natl Acad. Sci. USA* **99**, 5481–5485. (doi:10.1073/pnas.082543099)
 - 45 Yin, M., Laforsch, C., Lohr, J. N. & Wolinska, J. 2011 Predator-induced defense makes *Daphnia* more vulnerable to parasites. *Evolution* **65**, 1482–1488. (doi:10.1111/j.1558-5646.2011.01240.x)
 - 46 Duffy, M. A. 2007 Selective predation, parasitism, and trophic cascades in a bluegill–*Daphnia*–parasite system. *Oecologia* **153**, 453–460. (doi:10.1007/s00442-007-0742-y)
 - 47 Forshay, K. J., Johnson, P. T. J., Stock, M., Peñalva, C. & Dodson, S. I. 2008 Festering food: chytridomycete pathogen reduces quality of *Daphnia* host as a food resource. *Ecology* **89**, 2692–2699. (doi:10.1890/07-1984.1)
 - 48 Frost, P. C., Ebert, D. & Smith, V. H. 2008 Bacterial infection changes the elemental composition of *Daphnia magna*. *J. Anim. Ecol.* **77**, 1265–1272. (doi:10.1111/j.1365-2656.2008.01438.x)
 - 49 Frost, P. C., Ebert, D. & Smith, V. H. 2008 Responses of a bacterial pathogen to phosphorus limitation of its aquatic invertebrate host. *Ecology* **89**, 313–318. (doi:10.1890/07-0389.1)
 - 50 Havel, J. E. & Shurin, J. B. 2004 Mechanisms, effects, and scales of dispersal in freshwater zooplankton. *Limnol. Oceanogr.* **49**, 1229–1238. (doi:10.4319/lo.2004.49.4_part_2.1229)
 - 51 Hairston, N. G. & Kearns, C. M. 2002 Temporal dispersal: ecological and evolutionary aspects of zooplankton egg banks and the role of sediment mixing. *Integr. Comp. Biol.* **42**, 481–491. (doi:10.1093/icb/42.3.481)
 - 52 Mergeay, J., Vanoverbeke, J., Verschuren, D. & De Meester, L. 2007 Extinction, recolonization, and dispersal through time in a planktonic crustacean. *Ecology* **88**, 3032–3043. (doi:10.1890/06-1538.1)
 - 53 Hairston, N. G., Van Brunt, R. A., Kearns, C. M. & Engstrom, D. R. 1995 Age and survivorship of diapausing eggs in a sediment egg bank. *Ecology* **76**, 1706–1711. (doi:10.2307/1940704)
 - 54 Kerfoot, W. C., Robbins, J. A. & Weider, L. J. 1999 A new approach to historical reconstruction: combining descriptive and experimental paleolimnology. *Limnol. Oceanogr.* **44**, 1232–1247. (doi:10.4319/lo.1999.44.5.1232)
 - 55 Simon, J.-C., Pfrender, M. E., Tollrian, R., Tagu, D. & Colbourne, J. K. 2011 Genomics of environmentally induced phenotypes in two extremely plastic arthropods. *J. Hered.* **102**, 512–525. (doi:10.1093/jhered/esr020)
 - 56 Tollrian, R. & Leese, F. 2010 Ecological genomics: steps towards unraveling the genetic basis of inducible defenses in *Daphnia*. *BMC Biol.* **8**, 51. (doi:10.1186/1741-7007-8-51)

- 57 Jeyasingh, P. D., Ragavendran, A., Paland, S., Lopez, J. A., Sterner, R. W. & Colbourne, J. K. 2011 How do consumers deal with stoichiometric constraints? Lessons from functional genomics using *Daphnia pulex*. *Mol. Ecol.* **20**, 2341–2352. (doi:10.1111/j.1365-294X.2011.05102.x)
- 58 De Meester, L. 1996 Evolutionary potential and local genetic differentiation in a phenotypically plastic trait of a cyclical parthenogen, *Daphnia magna*. *Evolution* **50**, 1293–1298. (doi:10.2307/2410669)
- 59 Fisk, D. L., Latta, L. C., Knapp, R. A. & Pfrender, M. E. 2007 Rapid evolution in response to introduced predators I: rates and patterns of morphological and life-history trait divergence. *BMC Evol. Biol.* **7**, 22. (doi:10.1186/1471-2148-7-22)
- 60 Latta, L. C., Bakelar, J. W., Knapp, R. A. & Pfrender, M. E. 2007 Rapid evolution in response to introduced predators II: the contribution of adaptive plasticity. *BMC Evol. Biol.* **7**, 21. (doi:10.1186/1471-2148-7-21)
- 61 Little, T. J., Watt, K. & Ebert, D. 2006 Parasite–host specificity: experimental studies on the basis of parasite adaptation. *Evolution* **60**, 31–38.
- 62 Haag, C. R. & Ebert, D. 2004 Parasite-mediated selection in experimental metapopulations of *Daphnia magna*. *Proc. R. Soc. Lond. B* **271**, 2149–2155. (doi:10.1098/rspb.2004.2841)
- 63 Duffy, M. A., Brassil, C. E., Hall, S. R., Tessier, A. J., Cáceres, C. E. & Conner, J. K. 2008 Parasite-mediated disruptive selection in a natural *Daphnia* population. *BMC Evol. Biol.* **8**, 80. (doi:10.1186/1471-2148-8-80)
- 64 Altermatt, F. & Ebert, D. 2008 Genetic diversity of *Daphnia magna* populations enhances resistance to parasites. *Ecol. Lett.* **11**, 918–928. (doi:10.1111/j.1461-0248.2008.01203.x)
- 65 Duffy, M. A., Hall, S. R., Cáceres, C. E. & Ives, A. R. 2009 Rapid evolution, seasonality, and the termination of parasite epidemics. *Ecology* **90**, 1441–1448. (doi:10.1890/08-1130.1)
- 66 Decaestecker, E., Gaba, S., Raeymaekers, J. A. M., Stoks, R., Van Kerckhoven, L., Ebert, D. & De Meester, L. 2007 Host–parasite ‘Red Queen’ dynamics archived in pond sediment. *Nature* **450**, 870–873. (doi:10.1038/nature06291)
- 67 Schwarzenberger, A., Courts, C. & von Elert, E. 2009 Target gene approaches: gene expression in *Daphnia magna* exposed to predator-borne kairomones or to microcystin-producing and microcystin-free *Microcystis aeruginosa*. *BMC Genomics* **10**, 527. (doi:10.1186/1471-2164-10-527)
- 68 Miyakawa, H. *et al.* 2010 Gene up-regulation in response to predator kairomones in the water flea, *Daphnia pulex*. *BMC Dev. Biol.* **10**, 45. (doi:10.1186/1471-213X-10-45)
- 69 Miner, B. E. & Kerr, B. 2011 Adaptation to local ultraviolet radiation conditions among neighbouring *Daphnia* populations. *Proc. R. Soc. B* **278**, 1306–1313. (doi:10.1098/rspb.2010.1663)
- 70 Scoville, A. G. & Pfrender, M. E. 2010 Phenotypic plasticity facilitates recurrent rapid adaptation to introduced predators. *Proc. Natl Acad. Sci. USA* **107**, 4260–4263. (doi:10.1073/pnas.0912748107)
- 71 Eads, B. D., Colbourne, J. K., Bohuski, E. & Andrews, J. 2007 Profiling sex-biased gene expression during parthenogenetic reproduction in *Daphnia pulex*. *BMC Genomics* **8**, 464. (doi:10.1186/1471-2164-8-464)
- 72 Shaw, J. R., Colbourne, J. K., Davey, J. C., Glaholt, S. P., Hampton, T. H., Chen, C. Y., Folt, C. L. & Hamilton, J. W. 2007 Gene response profiles for *Daphnia pulex* exposed to the environmental stressor cadmium reveals novel crustacean metallothioneins. *BMC Genomics* **8**, 477. (doi:10.1186/1471-2164-8-477)
- 73 Vandegehuchte, M. B., Vandenbrouck, T., Coninck, D. D., De Coen, W. M. & Janssen, C. R. 2010 Can metal stress induce transferable changes in gene transcription in *Daphnia magna*? *Aquat. Toxicol.* **97**, 188–195. (doi:10.1016/j.aquatox.2009.07.013)
- 74 Fröhlich, T., Arnold, G. J., Fritsch, R., Mayr, T. & Laforsch, C. 2009 LC-MS/MS-based proteome profiling in *Daphnia pulex* and *Daphnia longicephala*: the *Daphnia pulex* genome database as a key for high throughput proteomics in *Daphnia*. *BMC Genomics* **10**, 171. (doi:10.1186/1471-2164-10-171)
- 75 Schwerin, S., Zeis, B., Lamkemeyer, T., Paul, R., Koch, M., Madlung, J., Fladerer, C. & Pirow, R. 2009 Acclimatory responses of the *Daphnia pulex* proteome to environmental changes. II. Chronic exposure to different temperatures (10 and 20 degrees C) mainly affects protein metabolism. *BMC Physiol.* **9**, 8. (doi:10.1186/1472-6793-9-8)
- 76 Zeis, B. *et al.* 2009 Acclimatory responses of the *Daphnia pulex* proteome to environmental changes. I. Chronic exposure to hypoxia affects the oxygen transport system and carbohydrate metabolism. *BMC Physiology* **9**, 7. (doi:10.1186/1472-6793-9-7)
- 77 Gerke, P., Börding, C., Zeis, B. & Paul, R. J. 2011 Adaptive haemoglobin gene control in *Daphnia pulex* at different oxygen and temperature conditions. *Comp. Biochem. Physiol. A* **159**, 56–65. (doi:10.1016/j.cbpa.2011.01.017)
- 78 Elser, J. J., Peace, A. L., Kyle, M., Wojewodzic, M., McCrackin, M. L., Andersen, T. & Hessen, D. O. 2010 Atmospheric nitrogen deposition is associated with elevated phosphorus limitation of lake zooplankton. *Ecol. Lett.* **13**, 1256–1261. (doi:10.1111/j.1461-0248.2010.01519.x)
- 79 Vasemagi, A. & Primmer, C. R. 2005 Challenges for identifying functionally important genetic variation: the promise of combining complementary research strategies. *Mol. Ecol.* **14**, 3623–3642. (doi:10.1111/j.1365-294X.2005.02690.x)
- 80 Orsini, L., Spanier, K. & De Meester, L. In press. Genomic signature of natural and anthropogenic stress in wild populations of the waterflea *Daphnia magna*: validation in space, time and experimental evolution. *Mol. Ecol.* (doi:10.5061/dryad.384rr593)
- 81 Coulson, T., Benton, T. G., Lundberg, P., Dall, S. R. X. & Kendall, B. E. 2006 Putting evolutionary biology back in the ecological theatre: a demographic framework mapping genes to communities. *Evol. Ecol. Res.* **8**, 1155–1171.
- 82 Ellner, S. P., Geber, M. A. & Hairston, N. G. 2011 Does rapid evolution matter? Measuring the rate of contemporary evolution and its impacts on ecological dynamics. *Ecol. Lett.* **14**, 603–614. (doi:10.1111/j.1461-0248.2011.01616.x)
- 83 Hairston, N. G., Ellner, S. P., Geber, M. A., Yoshida, T. & Fox, J. A. 2005 Rapid evolution and the convergence of ecological and evolutionary time. *Ecol. Lett.* **8**, 1114–1127. (doi:10.1111/j.1461-0248.2005.00812.x)
- 84 Urban, M. C. *et al.* 2008 The evolutionary ecology of metacommunities. *Trends Ecol. Evol.* **23**, 311–317. (doi:10.1016/j.tree.2008.02.007)
- 85 Van Doorslaer, W. *et al.* 2009 Local adaptation to higher temperatures reduces immigration success of genotypes from a warmer region in the water flea *Daphnia*. *Glob. Change Biol.* **15**, 3046–3055. (doi:10.1111/j.1365-2486.2009.01980.x)